


Delaware Youth Substance Abuse

Funding for this project has been provided by the Department for Health and Social Services, Division of Substance Abuse and Mental Health-State of Delaware through a grant from the Substance Abuse and Mental Health Services Administration (SAMHSA, SP015607)

12% of Delaware 5th graders have ever drunk alcohol; while this number is still low, only 42% perceive a lot of risk in daily use of alcohol.

35% of Delaware 8th graders drank alcohol **in the past year.**




(Average Classroom of 25 Students)



Alcohol

62% of Delaware 11th graders drank alcohol in the past year, most of them having three or more drinks at a time

Most Delaware students who drink do so at their own home or someone else's home, and most have been to parties where adults provided alcohol




(Average Classroom of 25 Students)

1% of Delaware 5th graders have ever tried marijuana; while this number is still low, only 33% perceive a lot of risk in trying marijuana.



Marijuana


19% of Delaware 8th graders have smoked marijuana in the past year



(Average Classroom of 25 Students)

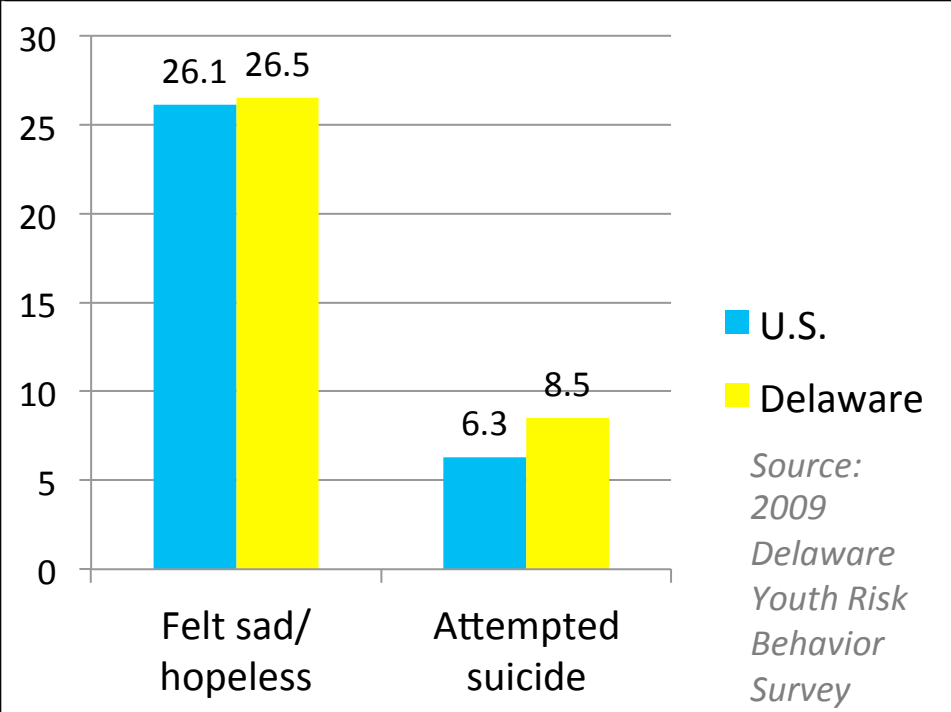
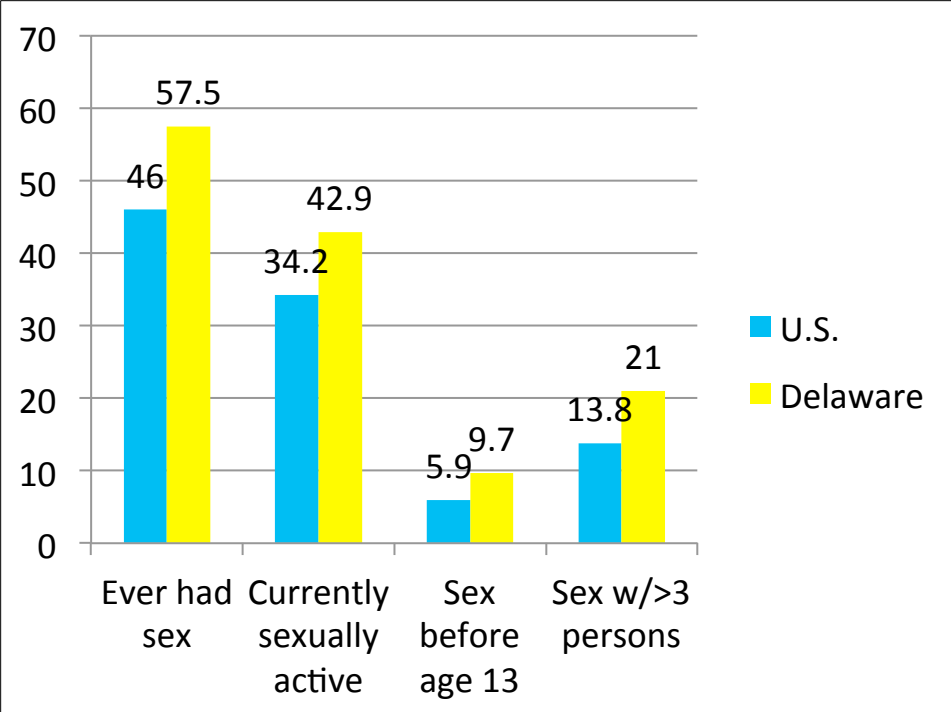
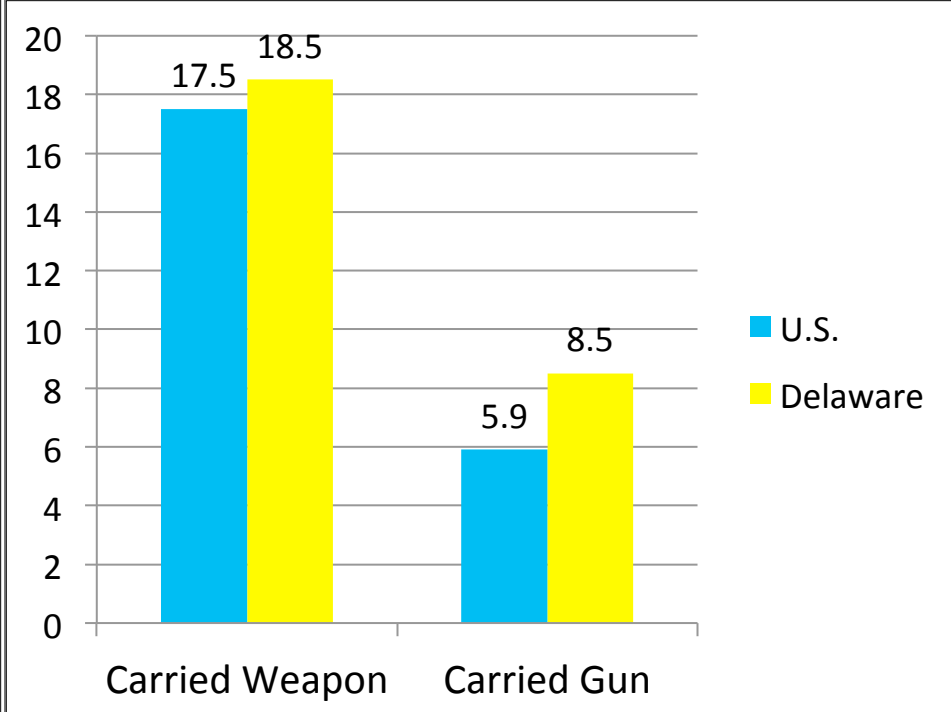
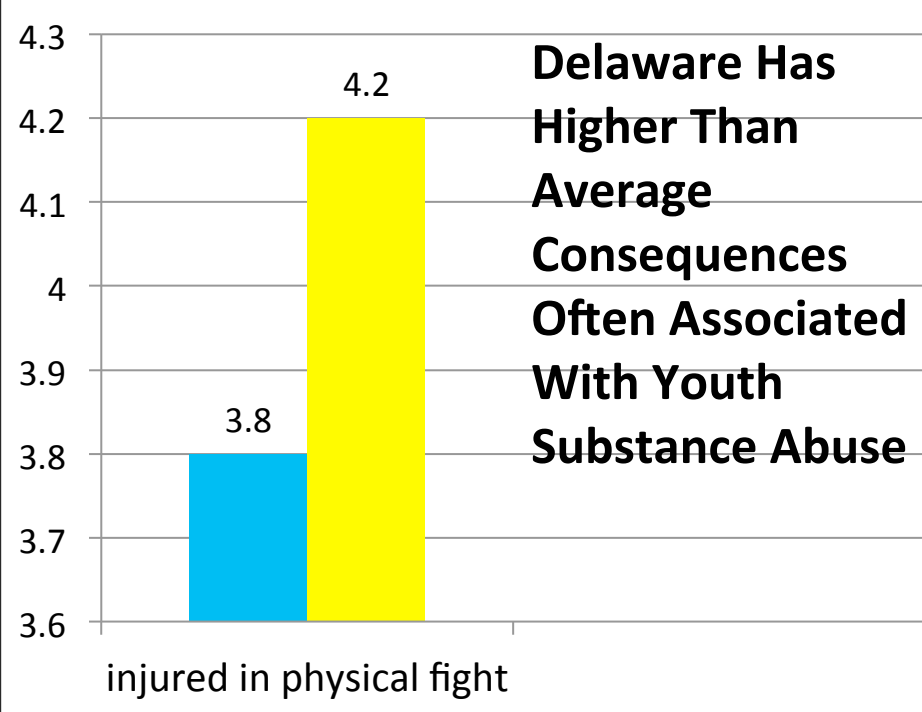
Delaware high school students exceed national norms for marijuana use, and in 2007 ranked 1st in past 30 day use among all states participating in the Youth Risk Behavior Survey

39% of Delaware 11th graders have smoked marijuana in the past year appear to be increasing



(Average Classroom of 25 Students)

Source: 2011 Delaware School Surveys



Source:
2009
Delaware
Youth Risk
Behavior
Survey

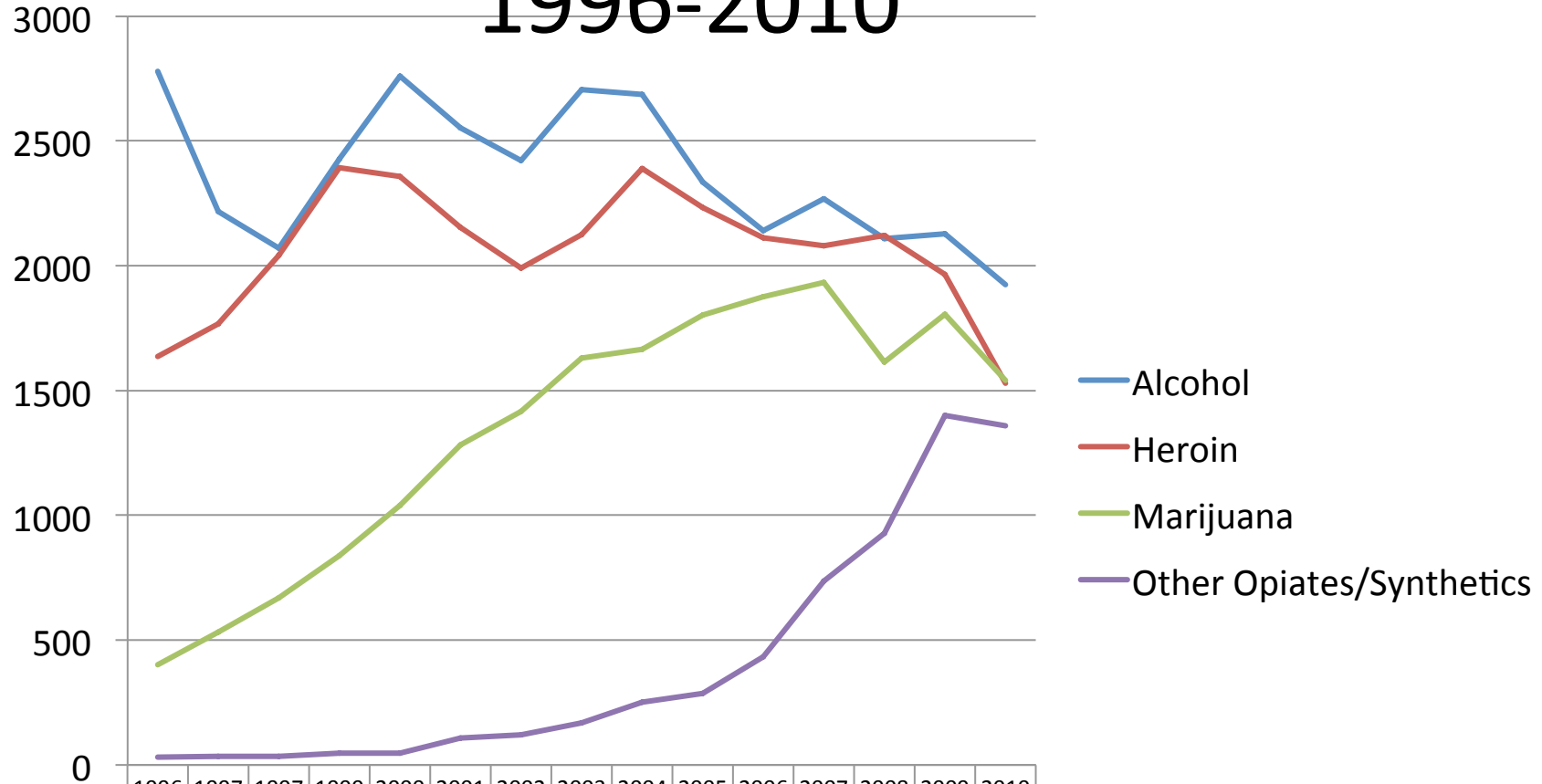
Delaware Adult Substance Abuse

As Delaware youth become young adults . . .

- 18-25 year olds are highest for past month alcohol use—69% and binge drinking 48%
- 18-25 year olds are highest for past month marijuana use—23%
- 18-25 year olds are highest for past month use of illicit drugs other than marijuana—9%
- 18-25 year olds are highest for non-medical past year non-medical pain reliever use—13%
- All of the above Delaware estimates are higher than national norms; estimates for alcohol use, binge drinking and marijuana use are significantly higher

Delaware Drug and Alcohol Treatment Admissions by Primary Drug

1996-2010



	1996	1997	1997	1999	2000	2001	2002	2003	2004	2005	2006	2007	2008	2009	2010
Alcohol	2778	2218	2069	2429	2759	2553	2422	2706	2685	2336	2142	2267	2107	2127	1924
Heroin	1636	1767	2040	2393	2356	2153	1991	2124	2390	2234	2113	2080	2120	1965	1529
Marijuana	400	532	669	838	1039	1283	1416	1631	1666	1801	1875	1933	1613	1806	1539
Other Opiates/Synthetics	31	33	33	46	48	107	120	168	252	286	433	736	927	1400	1359

Adult Drug Arrests 2003-2008

